

A GUIDE TO PARKING IN UNLEY

A straightforward guide to safe, sensible and considerate parking in Unley.



Parking Signs to Look For

Parking controls are put in place across Unley to improve safety and access for all street users. This document describes the most common parking signs you will see on Unley streets.



Residential Parking Permits

If you live on an Unley street that has parking restrictions with resident exemption you may be eligible for a Residential Parking Permit. You can find out whether you are eligible for a permit at www.unley.sa.gov.au/parking-permits or call Council on 8372 5111.

No Stopping

Australian Road Rules no. 167

To 'stop' a vehicle means to stop and remain stationary for even a short period of time. You must not stop or park your vehicle in any area where a 'No Stopping' sign or a continuous yellow edge line applies, even to pick up or set down passengers or goods.



Do you know the difference between a **'No Stopping' (No Standing) sign** and a **'No Parking' Sign**?

No Parking

Australian Road Rules no. 168

You must not park your vehicle in an area where a 'No Parking' sign applies, unless:

- > you are dropping off or picking up passengers or goods, and
- > you do not leave the vehicle unattended – which means to move more than 3 metres away, and
- > you complete the dropping off or picking up as soon as possible – in all cases, within two minutes.



Bus Stops and Zones

Australian Road Rules no. 183

To assist with the efficient operation of public transport you must not stop your vehicle in an area that is indicated by a Bus Zone sign. If there is no sign, you must not stop within 20 metres of the approach of a Bus Stop, or 10 metres following it.



Mail Zone

Australian Road Rules no. 186

To assist with the efficient operation of Australia Post mail pick-up and delivery you must not park or stop your vehicle in a Mail Zone for any reason.



Loading Zones

Australian Road Rules no. 179

Loading zones are clearly signed parking areas set aside for short-term (maximum 30 minutes) use by certain vehicles (typically trucks or business-related vehicles) when loading or unloading goods for business purposes or when dropping off or picking up passengers. Loading zones can operate 24hrs a day, or for specific days and/or hours.



Disability Zones

Australian Road Rules no. 203

Disability zones are applied across Unley in key retail/commercial/business precincts and in residential areas on request. A person must not stop in a parking area for people with disabilities unless the driver's vehicle displays a current parking permit for people with disabilities, and the driver complies with the conditions of use of the permit.

A vehicle displaying a valid parking permit for people with disabilities is allowed to park in an ordinary parking bay for twice the time limit specified (i.e. park for 4 hours in a 2 hour time limit parking space).

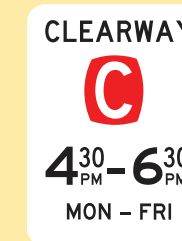
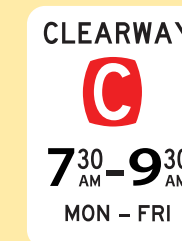


Clearway

Australian Road Rules no. 176

These signs are usually installed on main arterial roads that see a high volume of traffic at certain times of the day. It is both unsafe and illegal to park or stop during the times and days noted on the signs.

Please note that your vehicle may be towed if found to be parking during clearway times.



Permissive Parking

Australian Road Rules no. 205

These signs, known as Permissive Parking signs, are used in areas that attract higher levels of on-street parking demand, and are there to help provide regular 'turn over' of vehicles so that more people are given an opportunity to park. The 'P' stands for Permissive, and the number indicates how long you can park there continuously before having to move your vehicle. These signs also usually show the times and days to which these restrictions apply.




The City of Unley thanks you for your considerate parking, which enhances the safety and amenity of our community.

This information is provided as a general guide and should not be taken as legal advice.

For more information on Australian Road Rules, please visit the My Licence SA website at: www.myllicence.sa.gov.au

For any other enquiries relating to parking regulations or offences in the City of Unley, please contact Council on 8372 5111 or email pobox1@unley.sa.gov.au



AUSTRALIAN ROAD RULES

All of the parking examples in the diagrams outlined in this document are in accordance with the Australian Road Rules and subject to expiation when breached.

There are only three correct ways to park: Either in a designated car park, legally on the road by the kerbside in compliance with any instructional signs or lines, or park within the boundary of your own property.

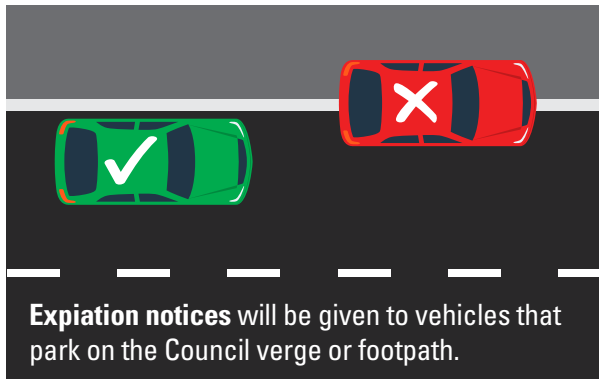
A GUIDE TO PARKING IN UNLEY



Parking on the Council Verge (Nature Strip)

Australian Road Rule **no. 197 (1)**

For the safety of, and as a courtesy to, pedestrians and for the better maintenance of our environment, you must not park (even partially) on footpaths or the nature strip.

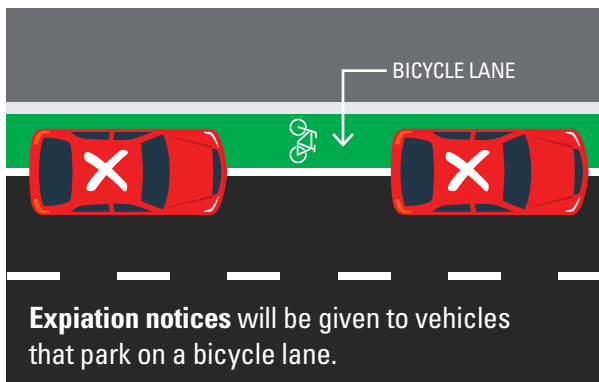


Expiation notices will be given to vehicles that park on the Council verge or footpath.

No Parking on a Bicycle Lane

Australian Road Rule **no. 187**

You must not park your vehicle on a bicycle lane, unless outside indicated times that the bicycle lane is operational.



Expiation notices will be given to vehicles that park on a bicycle lane.

Driveways

Australian Road Rule **no. 198 (2)**

You can park up to the edge of a driveway, however you must not park your vehicle on or across a driveway (even partially). Even if this driveway is to your own property.

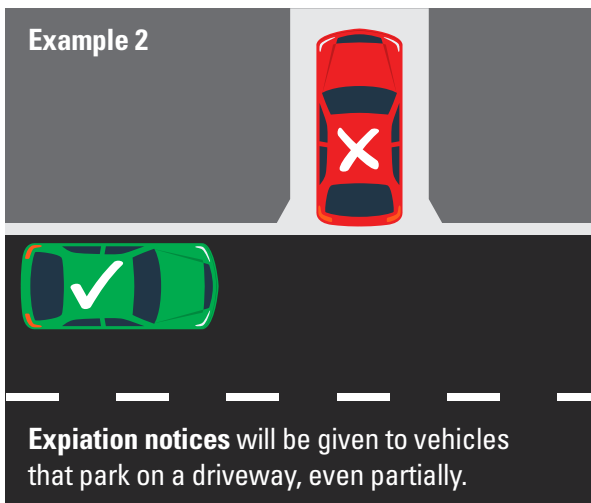
You are permitted to stop across a driveway only if you are dropping off or picking up passengers, and do not leave the vehicle unattended and complete the dropping off or picking up within 2 minutes of stopping.

Council also requests when parking vehicles near driveways that you be aware of the resident's access requirements into their property.

Example 1



Example 2

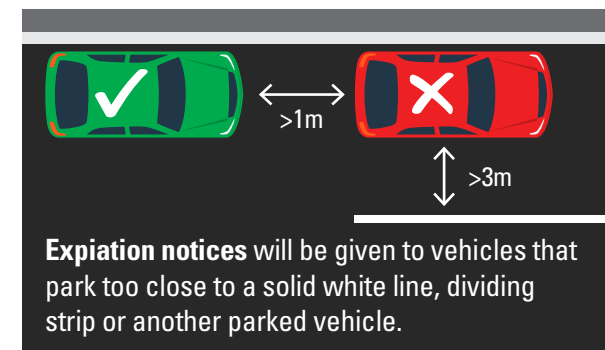


Expiation notices will be given to vehicles that park on a driveway, even partially.

Parallel Parking Near Solid White Centre Lines

Australian Road Rule **no. 208 (5) and (6)**

If the road has a continuous dividing line (solid white line) or a dividing strip, you must position your vehicle so that there is at least 3 metres between your vehicle and the continuous dividing line or dividing strip. If you are parking your vehicle adjacent to another vehicle(s) you must position your vehicle so there is at least 1 metre between vehicles.

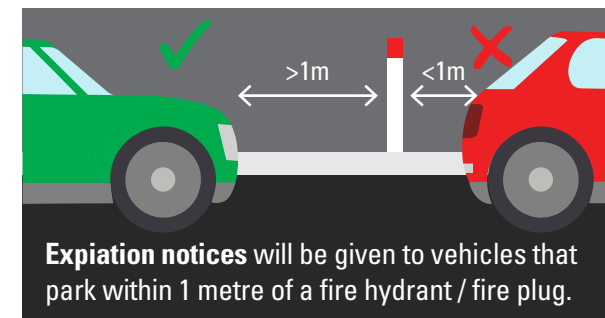


Expiation notices will be given to vehicles that park too close to a solid white line, dividing strip or another parked vehicle.

Fire Hydrants / Fire Plugs

Australian Road Rule **no. 194**

You must not park within 1 metre of a fire hydrant, fire hydrant indicator (white post with red cap) or fire plug (yellow cap).



Expiation notices will be given to vehicles that park within 1 metre of a fire hydrant / fire plug.

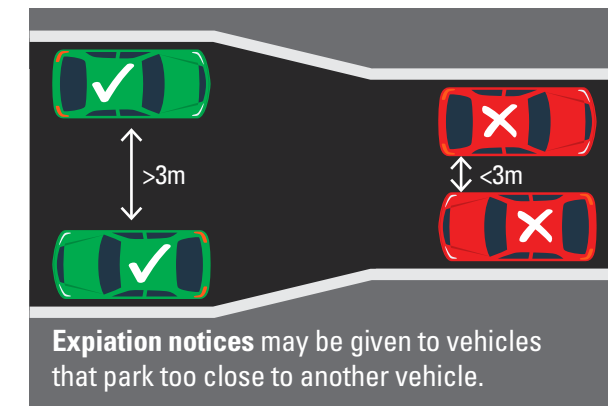
Parking on Narrow Roads

There are several narrow roads (less than 7 metres wide) within Unley Council that can cause access issues when vehicles park opposite each other.

The remaining road width, between parked vehicles, is typically insufficient for many cars to safely drive between and may not allow access for larger vehicles including emergency service vehicles such as fire trucks and ambulances, as well as waste collection trucks.

Australian Road Rule **no. 208 (7)**

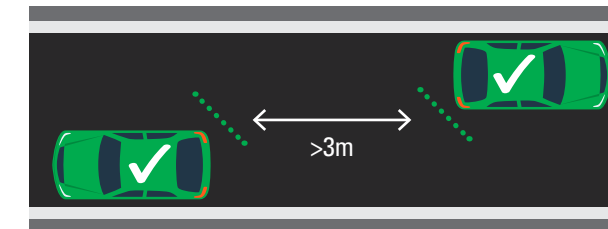
You must position your vehicle so that there is at least 3 metres of the road alongside your vehicle enabling other vehicles to pass.



Expiation notices may be given to vehicles that park too close to another vehicle.

Australian Road Rule **no. 208 (8)**

You must position the vehicle, so your vehicle does not unreasonably obstruct the path of other vehicles or pedestrians.

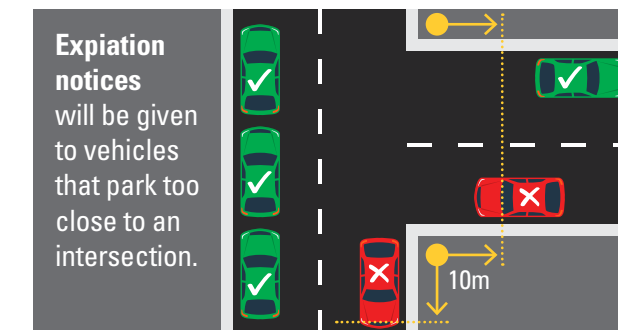


Parking near an intersection

Australian Road Rule **no. 170 (3)**

You must not stop within 10 metres from the nearest point of an intersecting road or at an intersection without traffic lights unless parking is permitted by a traffic control sign.

This also includes laneways which are classed as a road for Australian Road Rule purposes.



No stopping on a road with a yellow edge line

Australian Road Rule **no. 169**

You must not park or stop at the side of a road marked with a continuous yellow edge line. Yellow lines are in place for your road safety. You can help traffic to flow smoothly and prevent obstructions by not parking on a yellow edge line.

