



Kiss & Drop Zones are provided for your convenience, your child's safety and to minimise congestion and confusion around the school.



HOW TO SAFELY USE A SCHOOL KISS & DROP ZONE

THE CITY of *Unley*



What is a Kiss & Drop Zone?

- The Kiss & Drop zone is a short-term stopping area, typically designated by 'No Parking' on-street parking signs and large educational signs on the school fence. Drivers are allowed to stop and park the vehicle for a short time – no longer than two minutes – while the student exits or enters the vehicle from the kerbside doors. This enables students to walk between the car and the school, using the safety of the footpath.
- The zone operates during school peak periods allowing parents to park their vehicles for up to two minutes outside the school gates.
- This area is not a parking space with expiations and potential loss of demerit points if the driver leaves the vehicle unattended longer than **2 minutes** or is more than **3 metres** away from the vehicle.

The City of Unley thanks all parents, guardians, teachers and students for their cooperation to ensure the safety of our school community.

If you have any enquires regarding parking in Unley, please contact Council on **8372 5111** or email pobox1@unley.sa.gov.au.

THE CITY of *Unley*



Kiss & Drop Rules

- The Kiss & Drop zones operate under the same conditions as 'No Parking' zones. You may only stop in this area for up to 2 minutes to drop off or pick up children.
- The driver may not leave the vehicle unattended. This means no more than 3 metres away from the vehicle.
- This zone applies only during the hours of operation as indicated on the sign.

Remember

Do not leave your vehicle

To assist with traffic flow, drivers should remain in the car whilst children get in and out. If you need to get out of the car and park for longer than 2 minutes, than please park further away from the school where longer term parking is permitted and walk to safely collect your child(ren)

Be timely

If your child does not get in or out of the vehicle within 2 minutes you must leave and re-enter the Kiss & Drop zone.

Child safety

Please ensure children get in or out of the vehicle on the kerb side. The back seat is the safest seat for children to travel in. Ensure children have their restraints securely fastened before driving off.

Stay in sequence

Drop off or pick up your child close to the top of the zone, as far forward as possible. This allows vehicles following you to enter the zone in an orderly manner.

Driver duty of care

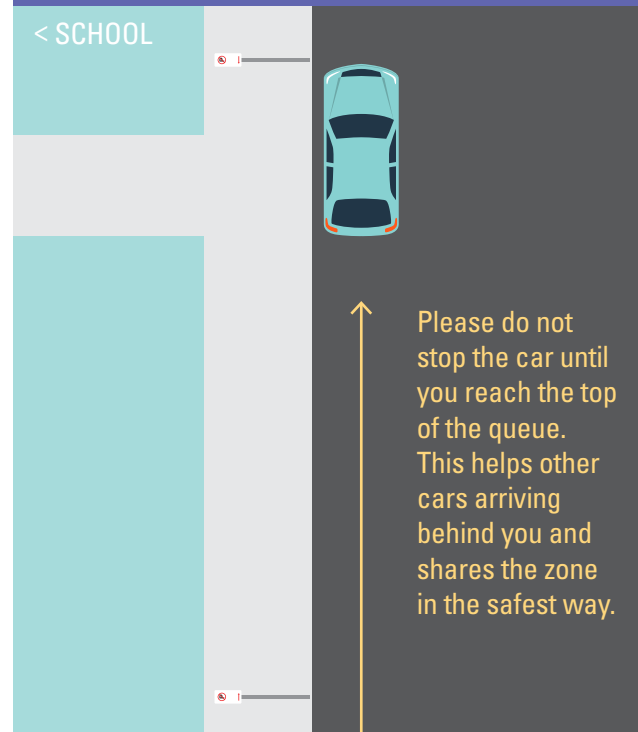
Observe traffic when entering or leaving the zone. Use your indicator to advise when moving into or out of the zone.

No U-turns

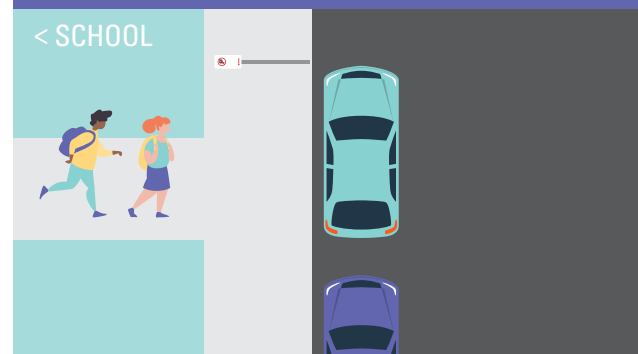
Do not do U-turns in busy school zones as they are dangerous and put children, and other motorists at risk.

Understanding the Kiss & Drop Rules

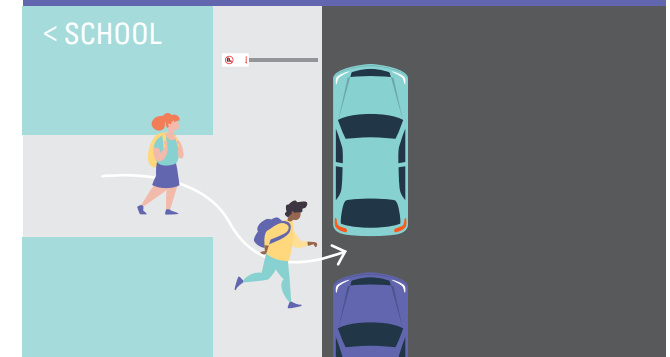
1 Drive all the way to the front of the zone and queue



2 Stay in your car until your child arrives



3 Load your children and their bags promptly



4 Ensure seatbelts are secure then leave safely

